



# Metropoli Overseas Limited

AUDITED FINANCIAL RESULTS for the year ended 31st March, 2014.

(Rs. in Lac)



Sl. No.	Particulars	3 months ended				
		31.03.2014	31.03.2013	31.12.2013	Current Year to date	Previous year to date
		(Audited)	(Audited)	(Unaudited)	12 months ended 31.03.2014 (Audited)	12 months ended 31.03.2013 (Audited)
1 a.	Net Sales / Income from Operations	445.94	693.85	448.91	2005.18	2034.44
b.	Other Operating Income	-	-	-	-	-
c.	Total	445.94	693.85	448.91	2,005.18	2,034.44
2	Expenditure					
a.	(Increase) / decrease in stock in trade and work in progress	16.66	79.72	(10.34)	12.13	3.03
b.	Consumption of raw materials	426.94	587.46	424.88	1,596.07	1,823.05
c.	Purchase of traded goods	0.00	0.00	0.00	302.81	0.00
d.	Employees cost	9.00	8.67	10.65	37.15	33.17
e.	Depreciation	21.16	16.76	14.25	63.91	65.51
f.	Power & Fuel	13.31	15.01	12.50	49.74	48.44
g.	Other expenditure	13.37	10.73	9.97	43.97	44.26
h.	Total	500.44	718.35	461.91	2,105.78	2,017.46
3	Profit from Operations before Other Income, Interest and Exceptional Items (1-2)	(54.50)	(24.50)	(13.00)	(100.60)	16.98
4	Other Income	-	-	-	-	0.01
5	Profit before Interest and Exceptional Items (3+4)	(54.50)	(24.50)	(13.00)	(100.60)	16.99
6	Interest	8.86	6.80	2.86	20.45	23.52
7	Profit after interest but before Exceptional Items (5-6)	(63.36)	(31.30)	(15.86)	(121.05)	(6.53)
8	Exceptional items	(2.74)	(1.82)	-	(2.74)	(9.77)
9	Profit (+) / Loss (-) from Ordinary Activities before tax (7+8)	(66.10)	(33.12)	(15.86)	(123.79)	(16.30)
10	Tax expenses	-	-	-	-	-
11	Net Profit (+) / Loss (-) from Ordinary Activities after tax (9-10)	(66.10)	(33.12)	(15.86)	(123.79)	(16.30)
12	Extra-Ordinary item (net of tax expenses Rs. Nil)	-	-	-	-	-
13	Net Profit (+)/Loss (-) for the period (11-12)	(66.10)	(33.12)	(15.86)	(123.79)	(16.30)
14	Paid-up equity share capital (Face Value Rs 10/- each)	1,192.67	1,192.67	1,192.67	1,192.67	1,192.67
15	Reserve excluding Revaluation Reserves as per balance sheet of previous accounting year	-	-	-	-	-
16	Earnings Per Share (EPS)					
a.	Basic and diluted EPS before Extra-ordinary items for the period, for the year to date and for the previous year (not to be annualized)	(0.53)	(0.26)	(0.13)	(1.01)	(0.05)
b.	Basic and diluted EPS after Extra-ordinary items for the period, for the year to date and for the previous year (not to be annualized)	(0.55)	(0.28)	(0.13)	(1.04)	(0.14)
17	Public Shareholding					
	No. of Shares	62,81,706	62,81,706	62,81,706	62,81,706	62,81,706
	Percentage of shareholding	52.67	52.67	52.67	52.67	52.67
18	Promoters and promoter group Shareholding					
a.	Pledged / Encumbered					
	- Number of Shares	-	-	-	-	-
	- Percentage of shares (as a % of the total shareholding of promoter and promoter group)	-	-	-	-	-
	- Percentage of shares (as a % of the total share capital of the company)	-	-	-	-	-
b.	Non-encumbered					
	- Number of Shares	56,44,950	56,44,950	56,44,950	56,44,950	56,44,950
	- Percentage of shares (as a % of the total shareholding of promoter and promoter group)	100.00	100.00	100.00	100.00	100.00
	- Percentage of shares (as a % of the total share capital of the company)	47.33	47.33	47.33	47.33	47.33



Metropoli Overseas Limited

[Figures Rs. in Lac]

Balance Sheet as at :: 31.03.2014			As at	As at
			31.03.2014	31.03.2013
			(Audited)	(Audited)
<b>LIABILITIES</b>				
<b>EQUITY AND LIABILITIES ::</b>				
	Share Capital	::	1,192.67	1,192.67
	Forfeited Account	::	166.65	166.65
	Share Premium Account	::	725.48	725.48
	Reserve and Surplus	::	(2,623.55)	(2,499.76)
			(538.75)	(414.96)
<b>NON CURRENT LIABILITIES</b>				
	Long Term Borrowings	::	656.25	722.86
	Trade Payable	::	22.75	32.75
	Other Current Liabilities	::		75.00
	Deferred Tax Liabilities	::	75.00	-
			754.00	830.61
<b>CURRENT LIABILITIES</b>				
	Short Term Borrowing	::	849.50	662.50
	Trade Payable	::	150.36	191.60
	Other Current Liabilities	::	36.46	57.23
	Short Term Provisions	::	1.11	1.82
			1,037.43	913.15
	<b>Total Liabilities</b>	::	<b>1,252.68</b>	<b>1,328.80</b>
<b>ASSETS</b>				
<b>NON CURRENT ASSETS</b>				
<b>FIXED ASSETS</b>				
	Tangible Assets	::	477.89	446.75
	Capital Work - In - Progress	::	-	86.36
	Non Current Investments	::	-	-
	Long Term Loans & Advances	::	-	-
			477.89	533.11
	Trade Receivables	::	28.58	25.65
	Other Advances	::	28.25	28.25
			534.72	587.01
<b>CURRENT ASSETS</b>				
	Inventories	::	244.11	183.77
	Trade Receivable	::	396.32	495.74
	Cash & Bank Balances	::	65.50	52.88
	Short Term Loans & Advances	::	12.03	9.40
	Other Current Assets	::		
			717.96	741.79
	<b>Total Assets</b>	::	<b>1,252.68</b>	<b>1,328.80</b>



# Metropoli Overseas Limited


Segmentwise Revenue, Results and Capital Employed for the Year ended on 31st March 2014

(Rs. in Lac)

Particulars	3 months ended			Current Year to date	Previous year to date
	31.03.2014	31.03.2013	31.12.2013	12 months ended	12 months ended
	(Audited)	(Audited)	(Unaudited)	31.03.2014 (Audited)	31.03.2013 (Audited)
<b>1. Segment Revenue</b>					
(net sale/income from each segment should be disclosed under this head)					
(a) Segment - Manufacturing	445.94	693.85	448.91	1,669.20	2,034.44
(b) Segment - Trading	-	-	-	335.98	-
<b>Total</b>	445.94	693.85	448.91	2,005.18	2,034.44
<b>Less: Inter Segment Revenue</b>	-	-	-	-	-
<b>Net sales/Income From Operations</b>	445.94	693.85	448.91	2,005.18	2,034.44
<b>2. Segment Results (Profit)(+)/ Loss (-) before tax and interest from Each</b>					
(a) Segment - Manufacturing	(54.50)	(24.50)	(13.00)	(133.77)	16.98
(b) Segment - Trading	-	-	-	33.17	-
<b>Total</b>	(54.50)	(24.50)	(13.00)	(100.60)	16.98
Less: (i) Interest**	8.86	6.80	2.86	20.45	23.52
(ii) Other Un-allocable Expenditure net off	2.74	1.82	-	2.74	9.77
(iii) Un-allocable income	-	-	-	-	(0.01)
<b>Total Profit Before Tax</b>	(66.10)	(33.12)	(15.86)	(123.79)	(16.30)
<b>3. Capital Employed</b>					
(Segment assets - Segment Liabilities)					
(a) Segment - Manufacturing	(59.92)	-	(50.00)	(59.92)	-
(b) Segment - Trading	59.92	-	50.00	59.92	-
<b>Total</b>	-	-	-	-	-

**Notes :**

- 1 The above financial results have been reviewed by the Audit Committee of the Board and approved by the Board of Directors at their meeting held on 30th May 2014 and the same is duly audited by the auditors of the company
- 2 The segmentwise reporting is attached herewith
- 3 Investors Complaints
  - a) No. of investor grievances pending at the beginning of the quarter Nil
  - b) No. of investor grievances received during the quarter Nil
  - c) No. of investor grievances replied/resolved during the quarter Nil
  - d) No. of investor grievances pending at the end of the quarter Nil
- 4 Previous figures have been re-grouped/re-arranged, wherever necessary.



By order of the Board  
for Metropoli Overseas Limited

*(Signature)*  
Ashok Kumar Mohita  
Managing Director

Place : Kolkata  
Date : 30.05.2014

